

ACALETICS® - Partnerships

GAP ANALYSIS

White vs. Hispanic Subgroup Achievement Gap Analysis (SAGA) Report



FSA Math Achievement



Math. Trust. Results.

About ACALETICS®

Founded in 1985, ACALETICS is a system of research-based and results-based supplemental products and services. The program is designed to enhance classroom instruction and boost student performance and achievement. The ACALETICS® model is based on the idea that, like athletics, success in academics requires a structured game plan for preparation, conditioning, analysis, and redress.

ACALETICS® has helped over 400 schools and more than 400,000 students dramatically improve classroom instruction and learning, test scores, and student competence and confidence by providing invaluable resources and direct support to teachers and school administrators.

ACALETICS® was recognized by the Florida Department of Education and the Council for Educational Change (CEC), established by the Florida Annenberg Challenge, as a Best Practice in Mathematics at the 8th Florida Leadership Academy held at the University of South Florida in Tampa.

ACALETICS® 4-Pronged Approach

Content-focused

- Materials are strategically designed to help teachers focus on what matters most – developing conceptual understanding, procedural skills and fluency, and application with equal intensity.

Data-driven Instructional Model

- This model is designed to supplement instructional time by incorporating opportunities for extended exposure to concepts and skills as well as multi-strand exposure to concepts and skills within the designated class period. This is achieved through the highly-successful **Math ClubSM**. Key to the success of **Math ClubSM** is the creation of an emotionally-safe environment where intellectual risk-taking is cultivated.

Ongoing Assessment and Accountability

- ACALETICS® provides a comprehensive system of assessment and progress-monitoring tools to help schools set their goals and make decisions about how to reach them. With the support of an ACALETICS® consultant, the assessment data is analyzed and organized to enable teachers to align their instruction to more effectively meet the needs of the students.

Professional Development

- Professional development is a key component of the ACALETICS® system. Activities include data analysis, workshops and in-class demonstrations to model effective instructional techniques and strategies.

The evidence of successful partnerships between ACALETICS and schools is clear and compelling. We are confident our unique combination of content-focused materials that are fully-aligned with the more rigorous state standards, data-driven instructional best practices, a system of assessment and accountability and ongoing formal and informal professional development and support, will allow us to continue to help facilitate teacher planning and instruction and improve student performance in math.

Executive Summary

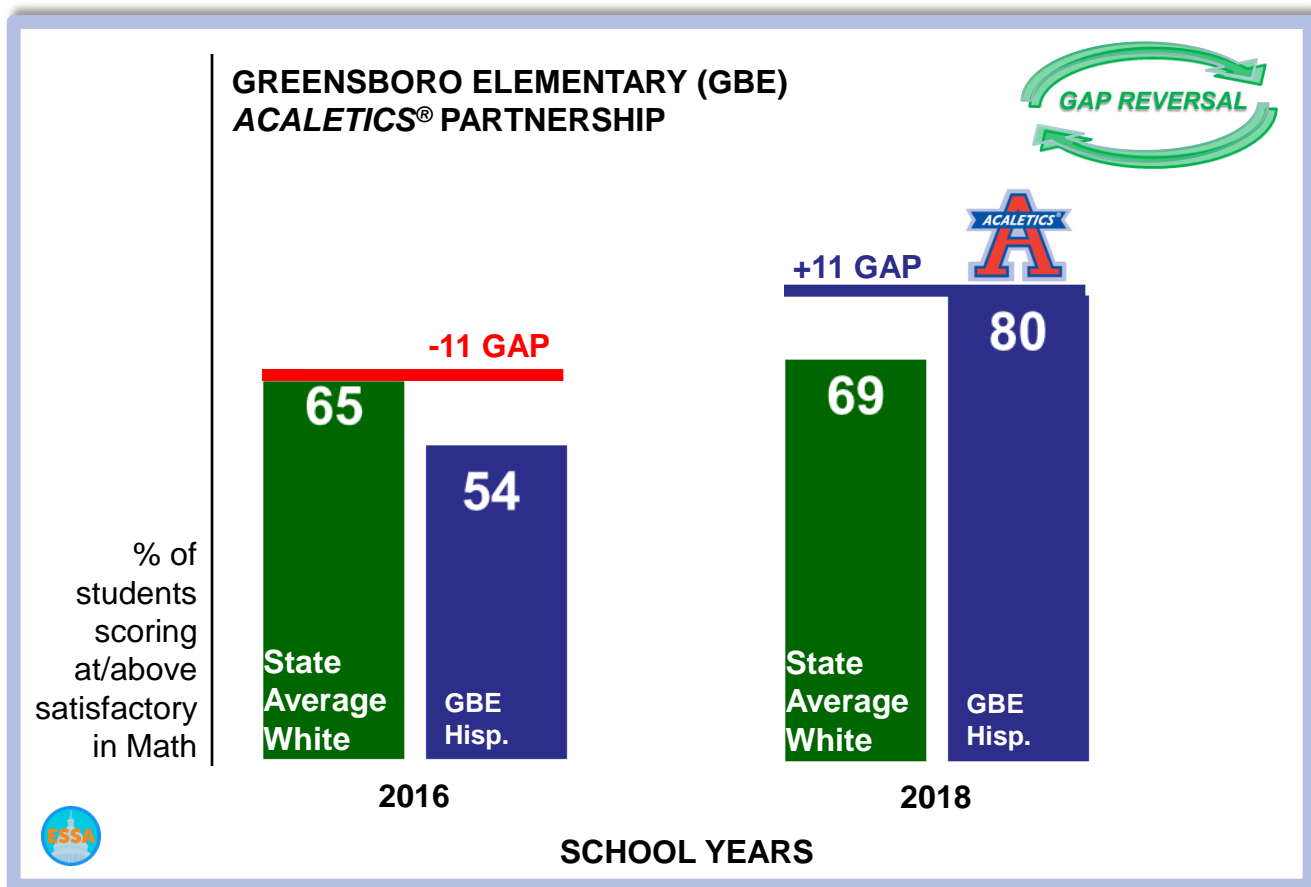
- ***Greensboro Elementary*** increased its Hispanic subgroup Percent Scoring At/Above Satisfactory by **+26** percentage points from 2016 to 2018. (***See Page 3***)
- ***Deerfield Park Elementary*** increased its Hispanic subgroup Percent Scoring At/Above Satisfactory by **+24** percentage points from 2015 to 2018. (***See Page 4***)
- ***Plantation Elementary*** increased its Hispanic subgroup Percent Scoring At/Above Satisfactory by **+46** percentage points from 2016 to 2018. (***See Page 5***)
- ***Tillman Elementary*** increased its Hispanic subgroup Percent Scoring At/Above Satisfactory by **+39** percentage points from 2016 to 2018. (***See Page 6***)
- ***Riverside Elementary*** increased its Hispanic subgroup Percent Scoring At/Above Satisfactory by **+33** percentage points from 2015 to 2018. (***See Page 7***)
- ***Westwood Heights Elementary*** increased its Hispanic subgroup Percent Scoring At/Above Satisfactory by **+29** percentage points from 2015 to 2018. (***See Page 8***)
- ***George W. Munroe Elementary*** increased its Hispanic subgroup Percent Scoring At/Above Satisfactory by **+27** percentage points from 2017 to 2018. (***See Page 9***)
- ***Shingle Creek Elementary*** increased its Hispanic subgroup Percent Scoring At/Above Satisfactory by **+15** percentage points from 2016 to 2018. (***See Page 10***)

Subgroup Achievement Gap Analysis - Math

GREENSBORO ELEMENTARY — Gadsden County

2016 to 2018 Math Achievement Gap

State Average (White) vs. Greensboro (Hispanic)



Data Source: FLORIDA DEPARTMENT OF EDUCATION
fldoe.org

Greensboro Elementary School (GBE):

- GBE has increased its Hispanic subgroup Percent Scoring At/Above Satisfactory by **+26** percentage points from 2016 to 2018!
- In 2016, GBE's Hispanic subgroup was below (-11 percentage points) the State White Subgroup in Percent of Students Scoring At/Above Satisfactory in Math. As a result of our partnership, GBE **exceeded** the **achievement** of the State White subgroup by **+11** percentage points ("**A GAP Reversal**") in 2018!

Subgroup Achievement Gap Analysis - Math


DEERFIELD PARK

ELEMENTARY – Broward County

2015 to 2018 Math Achievement Gap

State Average (White) vs.

Deerfield Park (Hispanic)



Data Source: FLORIDA DEPARTMENT OF EDUCATION
fldoe.org

Deerfield Park Elementary School (DPE):

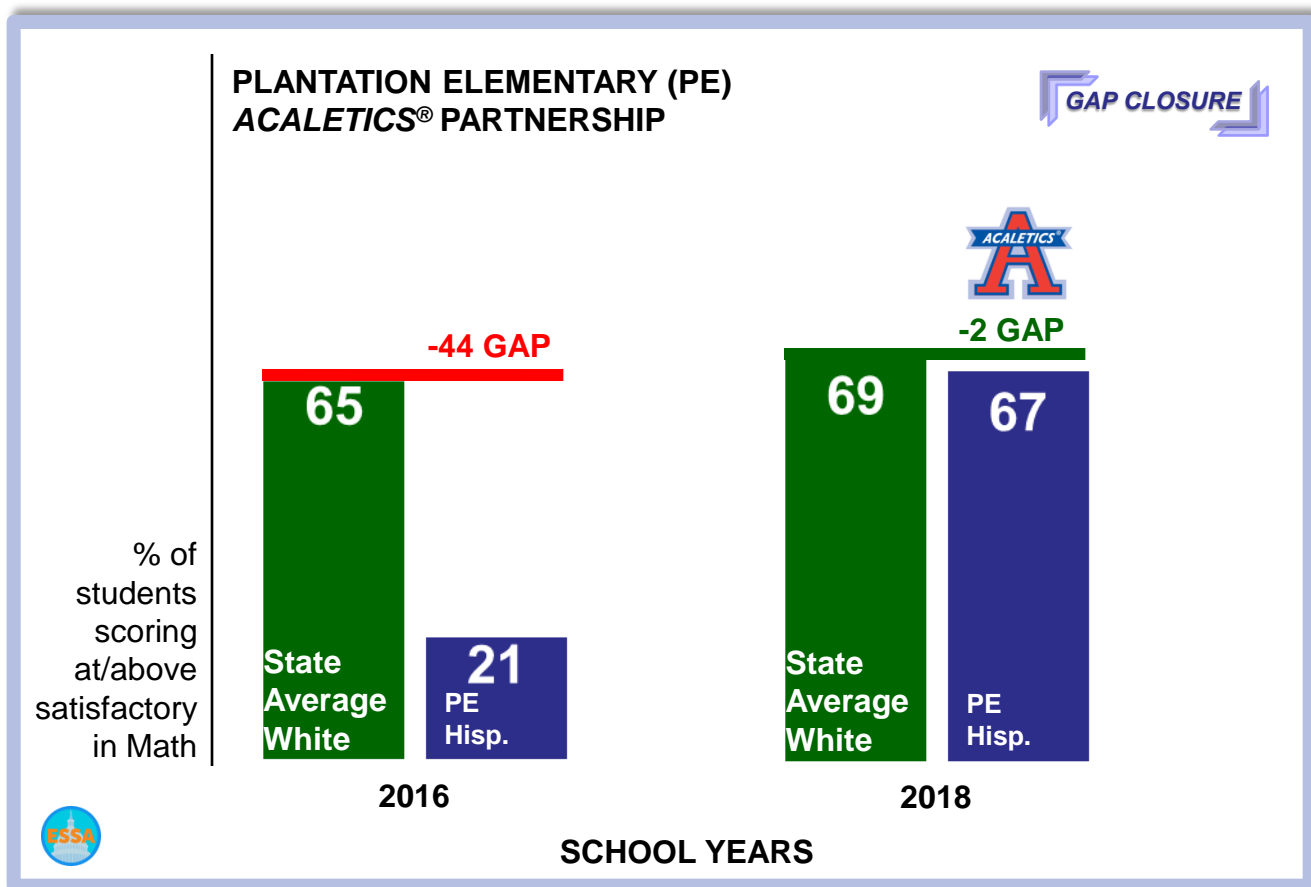
- DPE has increased its Hispanic subgroup Percent Scoring At/Above Satisfactory by **+24** percentage points from 2015 to 2018!
- In 2015, DPE's Hispanic subgroup was below (-17 percentage points) the State White Subgroup in Percent of Students Scoring At/Above Satisfactory in Math. As a result of our partnership, DPE **exceeded** the **achievement** of the State White subgroup by **+2** percentage points ("**A GAP Reversal**") in 2018!

Subgroup Achievement Gap Analysis - Math

PLANTATION ELEMENTARY – Broward County

2016 to 2018 Math Achievement Gap

State Average (White) vs. Plantation (Hispanic)



Data Source: FLORIDA DEPARTMENT OF EDUCATION
fldoe.org

Plantation Elementary School (PE):

- PE has increased its Hispanic subgroup Percent Scoring At/Above Satisfactory by **+46** percentage points from 2016 to 2018!
- In 2016, PE's Hispanic subgroup was below (-44 percentage points) the State White Subgroup in Percent of Students Scoring At/Above Satisfactory in Math. As a result of our partnership, PE **reduced** the **achievement gap** by **+42** percentage points in 2018!

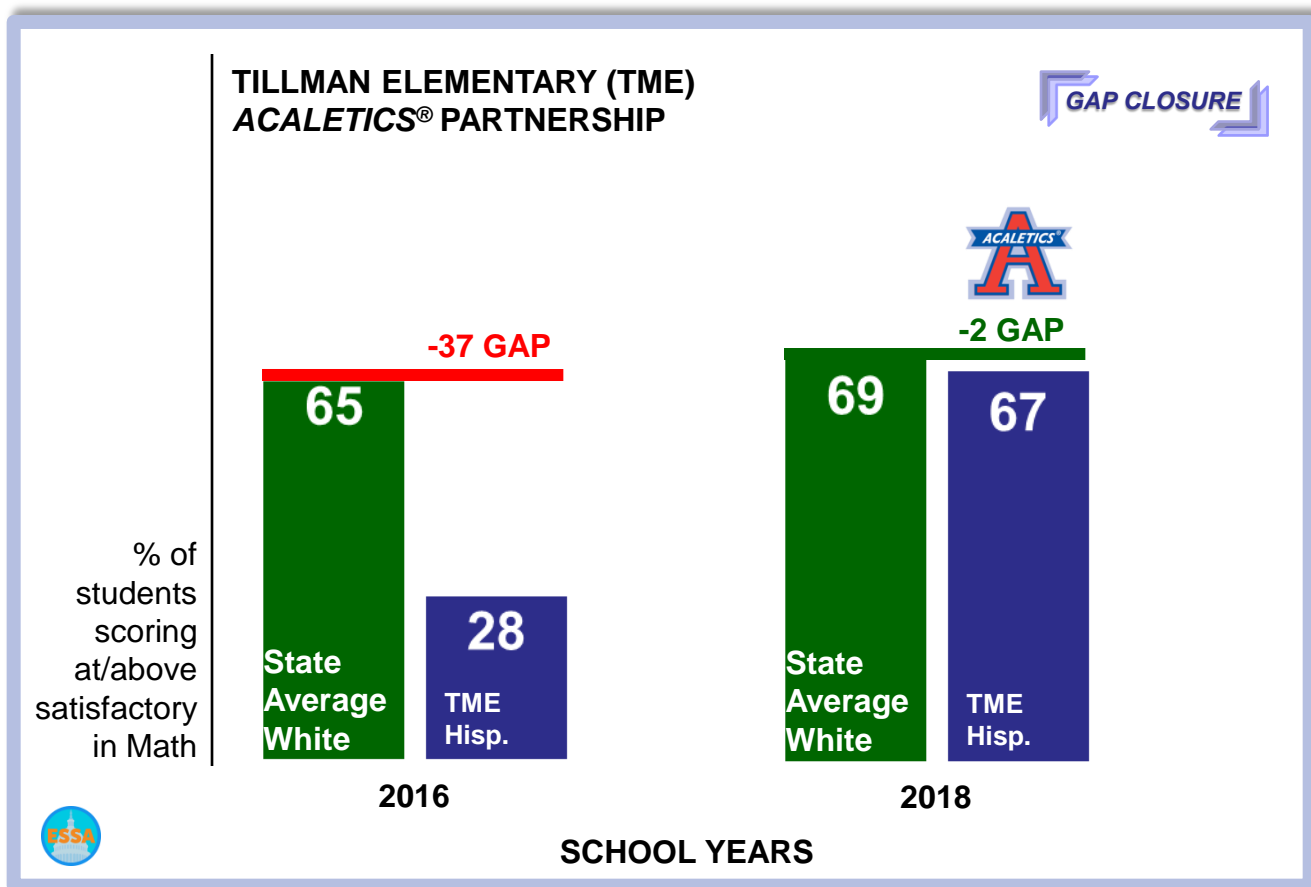
Subgroup Achievement Gap Analysis - Math

TILLMAN ELEMENTARY – Manatee County

2016 to 2018 Math Achievement Gap

State Average (White) vs.

Tillman (Hispanic)



Data Source:  FLORIDA DEPARTMENT OF EDUCATION
fldoe.org

Tillman Elementary School (TME):

- TME has increased its Hispanic subgroup Percent Scoring At/Above Satisfactory by **+39** percentage points from 2016 to 2018!
- In 2016, TME's Hispanic subgroup was below (-37 percentage points) the State White Subgroup in Percent of Students Scoring At/Above Satisfactory in Math. As a result of our partnership, TME **reduced the achievement gap by +35** percentage points in 2018!

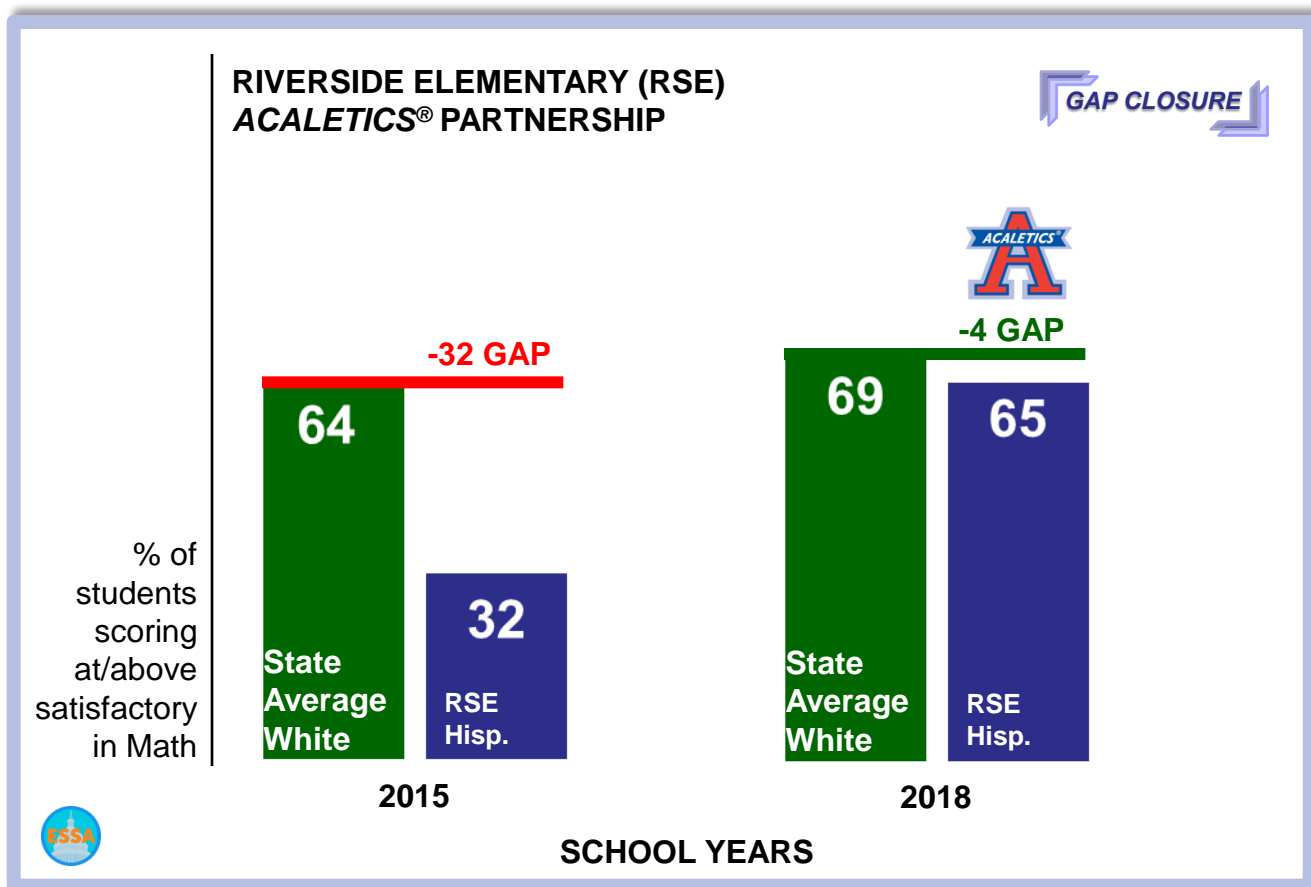
Subgroup Achievement Gap Analysis - Math

RIVERSIDE ELEMENTARY – Miami-Dade County

2015 to 2018 Math Achievement Gap

State Average (White) vs.

Riverside (Hispanic)



Data Source:  FLORIDA DEPARTMENT OF EDUCATION
fldoe.org

Riverside Elementary School (RSE):


- RSE has increased its Hispanic subgroup Percent Scoring At/Above Satisfactory by **+33** percentage points from 2015 to 2018!
- In 2015, RSE's Hispanic subgroup was below (-32 percentage points) the State White Subgroup in Percent of Students Scoring At/Above Satisfactory in Math. As a result of our partnership, RSE **reduced** the **achievement gap** by **+28** percentage points in 2018!

Subgroup Achievement Gap Analysis - Math

WESTWOOD HEIGHTS ELEMENTARY — Broward County

2015 to 2018 Math Achievement Gap

State Average (White) vs. Westwood (Hispanic)



Data Source:  FLORIDA DEPARTMENT OF EDUCATION
fldoe.org

Westwood Heights Elementary School (WHE):

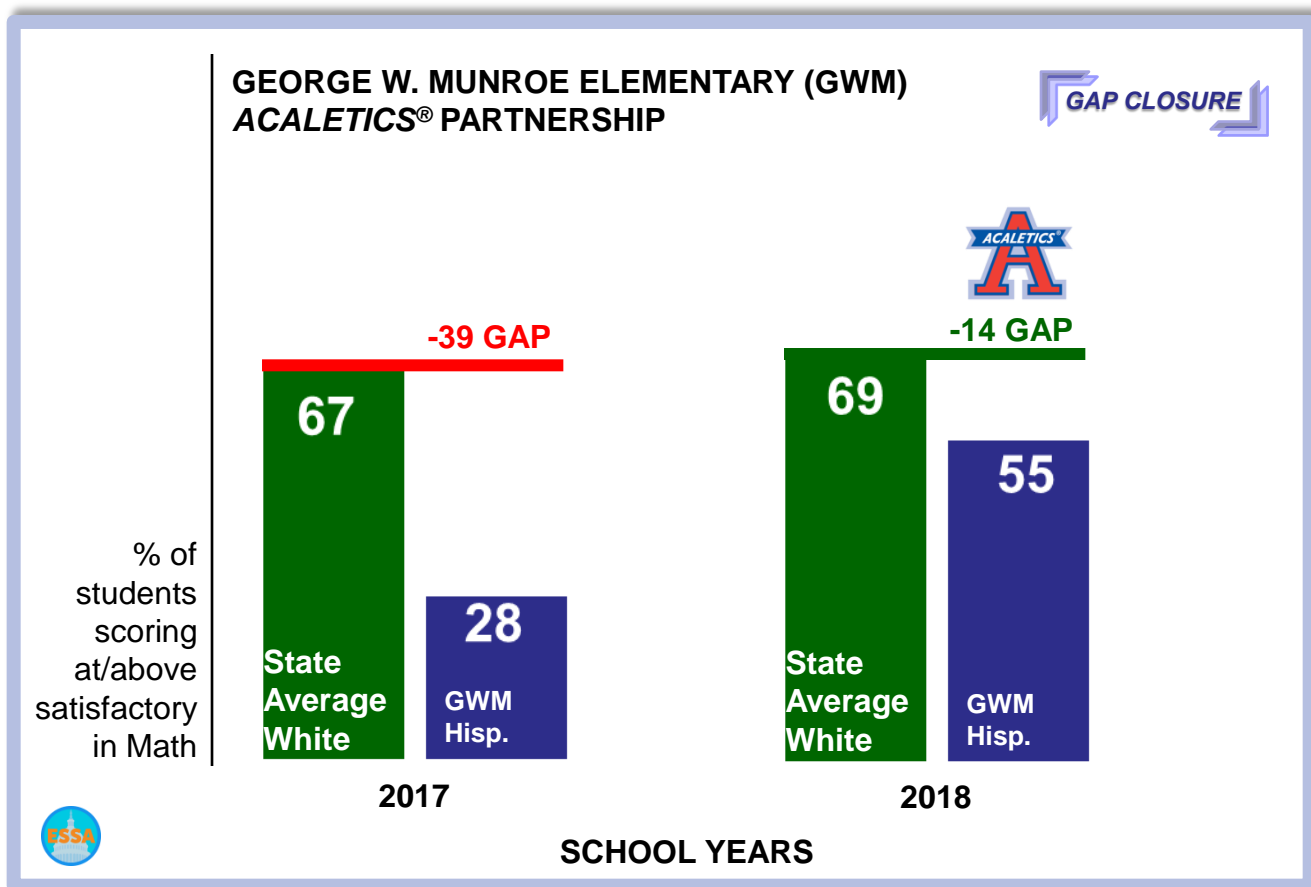
- WHE has increased its Hispanic subgroup Percent Scoring At/Above Satisfactory by **+29** percentage points from 2015 to 2018!
- In 2015, WHE's Hispanic subgroup was below (-46 percentage points) the State White Subgroup in Percent of Students Scoring At/Above Satisfactory in Math. As a result of our partnership, WHE **reduced** the **achievement gap** by **+24** percentage points in 2018!

Subgroup Achievement Gap Analysis - Math

GEORGE W. MUNROE ELEMENTARY – Gadsden County

2017 to 2018 Math Achievement Gap

State Average (White) vs. George W. Munroe (Hispanic)



Data Source:  FLORIDA DEPARTMENT OF EDUCATION
fldoe.org

George W. Munroe Elementary School (GWM):

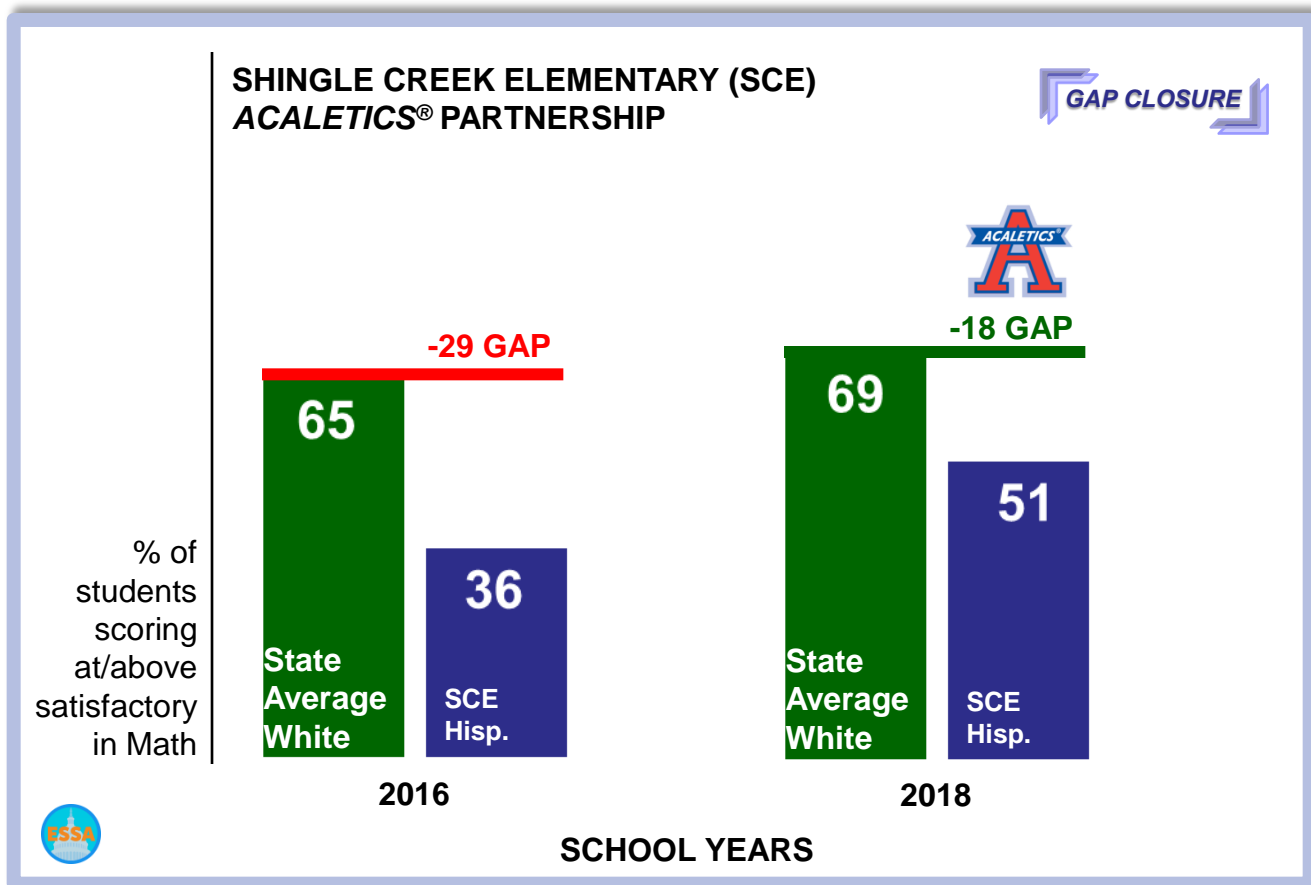
- GWM has increased its Hispanic subgroup Percent Scoring At/Above Satisfactory by **+27** percentage points from 2017 to 2018!
- In 2017, GWM's Hispanic subgroup was below (-39 percentage points) the State White Subgroup in Percent of Students Scoring At/Above Satisfactory in Math. As a result of our partnership, GWM **reduced** the **achievement gap** by **+25** percentage points in 2018!

Subgroup Achievement Gap Analysis - Math

SHINGLE CREEK ELEMENTARY — Orange County

2016 to 2018 Math Achievement Gap

State Average (White) vs. Shingle Creek (Hispanic)



Data Source:  FLORIDA DEPARTMENT OF EDUCATION
fldoe.org

Shingle Creek Elementary School (SCE):

- SCE has increased its Hispanic subgroup Percent Scoring At/Above Satisfactory by **+15** percentage points from 2016 to 2018!
- In 2016, SCE's Hispanic subgroup was below (-29 percentage points) the State White Subgroup in Percent of Students Scoring At/Above Satisfactory in Math. As a result of our partnership, SCE **reduced** the **achievement gap** by **+11** percentage points in 2018!

VALUE PROPOSITION

Unlike other educational firms, **ACALETICS®** provides our clients an **extremely high Return On Investment (ROI)**, typically within one school-year, as indicated in the following excerpt from the Miami Herald.

“As school systems nationwide sign multi-million dollar contracts with universities and educational companies to save their struggling schools, Educational Development Associates signs individual schools at a fraction of the cost and often produces immediate results using its innovative program ACALETICS.

- Miami Herald ”

WE MEASURE ROI IN TERMS OF DRAMATIC RESULTS IN MATH, AS FOLLOWS:

- 1 Achievement (% of students scoring at/or above grade level)
- 2 Annual Learning Gains/Growth
- 3 Subgroup Achievement Gap Closure/Elimination/Reversal

PROFESSIONAL DEVELOPMENT

The Special Venue:
In the CLASSROOM with
real students, ***your students!***

DIFFERENTIATED CONSULTATION (DC)

One size ***does not*** fit all.

STANDARDS-ALIGNED SUPPLEMENTAL MATERIALS

Our effective “process” is
embedded in our materials!

We ***reinforce*** our Supplemental
Materials/Support Tools with our
customized Online Math Portal.

PARENT & STUDENT ENGAGEMENT SERVICES

Customized Online Math Portal

Well-received Parent Workshops:
“Math ClubSM for Parents”

Incentive Packages for Students

